



GIG
CYMRU
NHS
WALES

Bwrdd Iechyd Prifysgol
Cwm Taf Morgannwg
University Health Board

Cwm Taf Morgannwg Maternity Metrics February 2023.

Categories of Caesarean Section

- **Category 1 – immediate** (“crash”): these are performed when there is an immediate threat to the life of the woman or fetus. Delivery should take place as soon as possible. The Royal College of Obstetricians and Gynaecologists recommends that a category 1 section should be performed within 30 minutes of making the decision for caesarean delivery.
- **Category 2 – urgent**: these are indicated when there is maternal or fetal compromise, which is not immediately life-threatening. To be performed as soon as possible, and within 75 minutes of decision for delivery.
- **Category 3 – scheduled**: this category of C-section is indicated where there is no maternal or fetal compromise, but early delivery is required.
- **Category 4 – elective**: the timing of this delivery is planned to suit the woman and staff.



Number of births by mode of delivery

Spontaneous Vaginal Births

2022						
Jun -2022	Jul -2022	Aug -2022	Sep -2022	Oct -2022	Nov -2022	Dec -2022
221	252	229	246	259	229	223
60.5%	64.3%	55.9%	59.7%	60.1%	59.9%	60.6%

Instrumental Births

2022						
Jun -2022	Jul -2022	Aug -2022	Sep -2022	Oct -2022	Nov -2022	Dec -2022
22	23	33	29	30	27	23
6.0%	5.9%	8.0%	7.0%	7.0%	7.1%	6.3%

Category 1 Caesarean Sections

2022						
Jun -2022	Jul -2022	Aug -2022	Sep -2022	Oct -2022	Nov -2022	Dec -2022
6	6	17	8	7	8	7
1.7%	1.6%	4.2%	2.0%	1.6%	2.1%	1.9%

Category 2 Caesarean Sections

2022						
Jun -2022	Jul -2022	Aug -2022	Sep -2022	Oct -2022	Nov -2022	Dec -2022
38	42	48	52	68	57	47
10.6%	10.9%	11.9%	12.8%	16.0%	15.1%	12.9%



Category 3 Caesarean Sections

2022						
Jun - 2022	Jul - 2022	Aug - 2022	Sep - 2022	Oct - 2022	Nov - 2022	Dec - 2022
20	15	19	20	17	12	13
5.6%	3.9%	4.7%	4.9%	4.0%	3.2%	3.6%

Category 4 Caesarean Sections

2022						
Jun - 2022	Jul - 2022	Aug - 2022	Sep - 2022	Oct - 2022	Nov - 2022	Dec - 2022
52	49	56	51	46	46	51
14.6%	12.7%	13.9%	12.6%	10.8%	12.2%	14.0%

Home birth rate

2022						
Jun - 2022	Jul - 2022	Aug - 2022	Sep - 2022	Oct - 2022	Nov - 2022	Dec - 2022
7	8	9	10	9	7	7
1.9%	2.0%	2.2%	2.4%	2.1%	1.8%	1.9%



GIG
CYMRU
NHS
WALES

Bwrdd Iechyd Prifysgol
Cwm Taf Morgannwg
University Health Board

3rd and 4th degree tears following instrumental birth

Month	3 rd & 4 th Degree Tears as a % of all instrumental births
Jun - 2022	4.5%
Jul - 2022	4.3%
Aug - 2022	6.3%
Sep - 2022	6.9%
Oct - 2022	3.3%
Nov - 2022	11.1%
Dec-2022	13.0%

Stillbirths and Neonatal Deaths per 1000 births

- During 2022, there were 15 Stillbirths, which equates to a crude rate of 3.17 per 1000 total births.
- During 2022, there were 9 Neonatal deaths (7 early (between day 0-7) and 2 late (between days 8-28), which equates to a rate of 1.9 per 1000 livebirths,

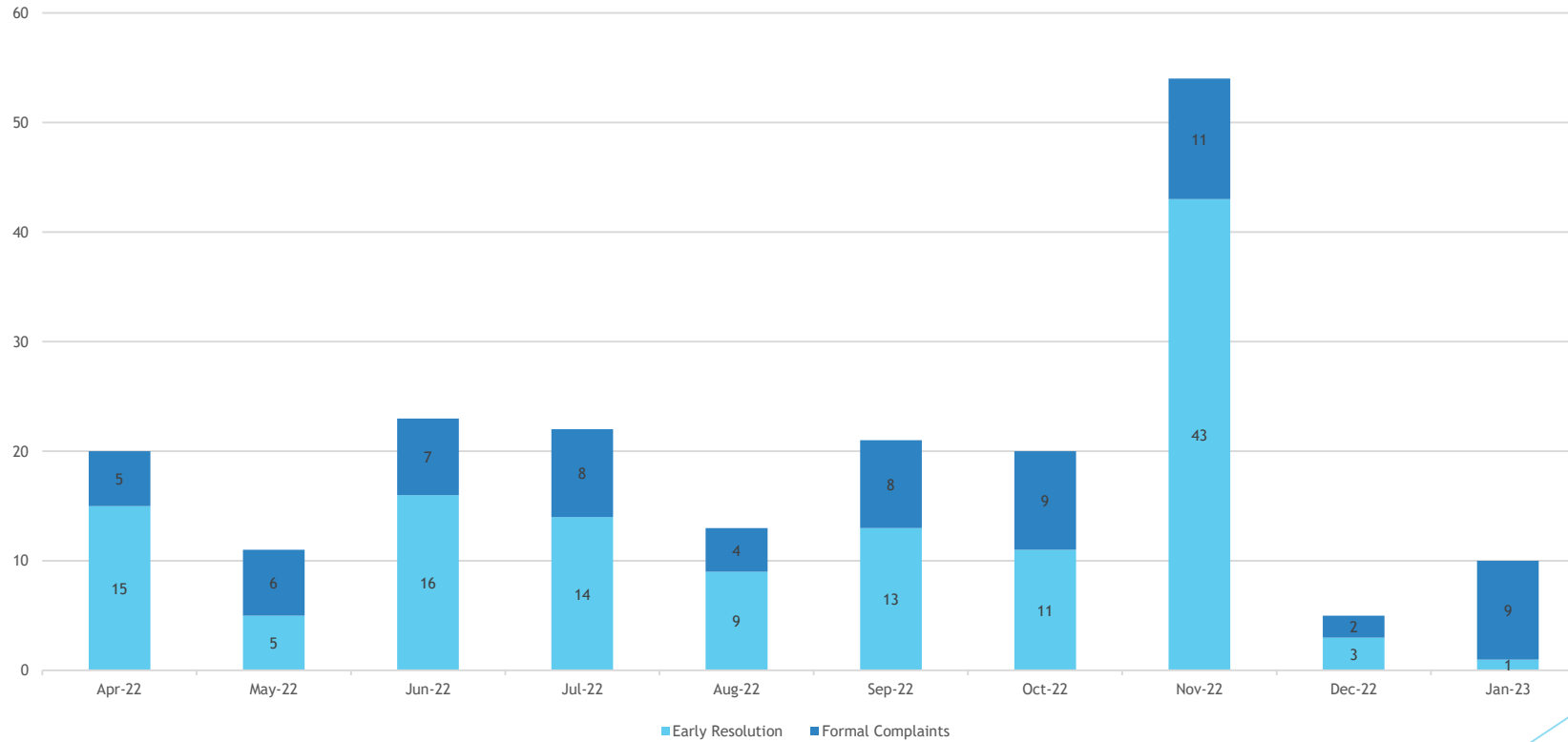


GIG
CYMRU
NHS
WALES

Bwrdd Iechyd Prifysgol
Cwm Taf Morgannwg
University Health Board

Concerns

Maternity New Complaints Received



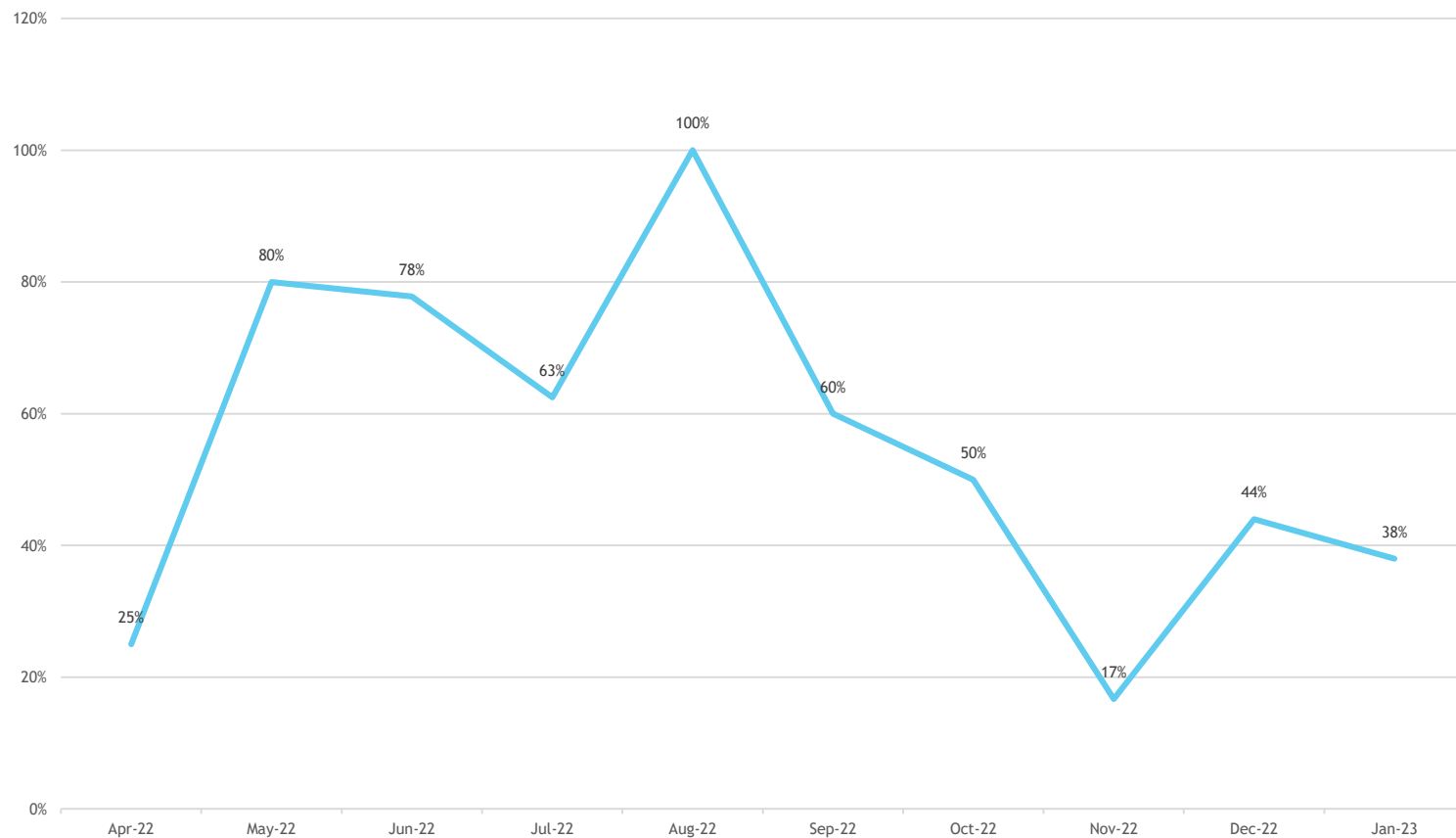


GIG
CYMRU
NHS
WALES

Bwrdd Iechyd Prifysgol
Cwm Taf Morgannwg
University Health Board

Concerns

Maternity Complaints compliance response rate





GIG
CYMRU
NHS
WALES

Bwrdd Iechyd Prifysgol
Cwm Taf Morgannwg
University Health Board

Unplanned term admissions to the neonatal unit, from consultant led and midwife led care

2022						
Jun - 2022	Jul - 2022	Aug - 2022	Sep - 2022	Oct - 2022	Nov - 2022	Dec - 2022
25	23	17	20	21	16	23
6.9%	5.9%	4.1%	4.9%	4.9%	4.2%	6.3%

Number and percentage of women who had an initial assessment carried out by 10 completed weeks of pregnancy

Jun - 2022	72.1%
Jul - 2022	71.8%
Aug - 2022	68.5%
Sep - 2022	72.8%
Oct - 2022	68.8%
Nov - 2022	74.8%

NB. Both of the above are subject to ongoing, multi-professional QI projects

Above clinical data source: MITS/ WPAS. Extracted via Maternity Dashboard



Quarterly review of thematic concerns

Thematic analysis of formal concerns June – August 2022

▶ 15 formal concern responses completed – 10 PCH site, 5 POW site.

7 minute briefings	One sent every month to ALL staff including midwives and doctors for personal reflection
Wider sharing commencing September 2022	One briefing a month will be chosen and this will be discussed in <ul style="list-style-type: none"> - Forums - Governance /audit meeting - WeSEE Meetings - SWAG meeting - Shared during supervision meeting.

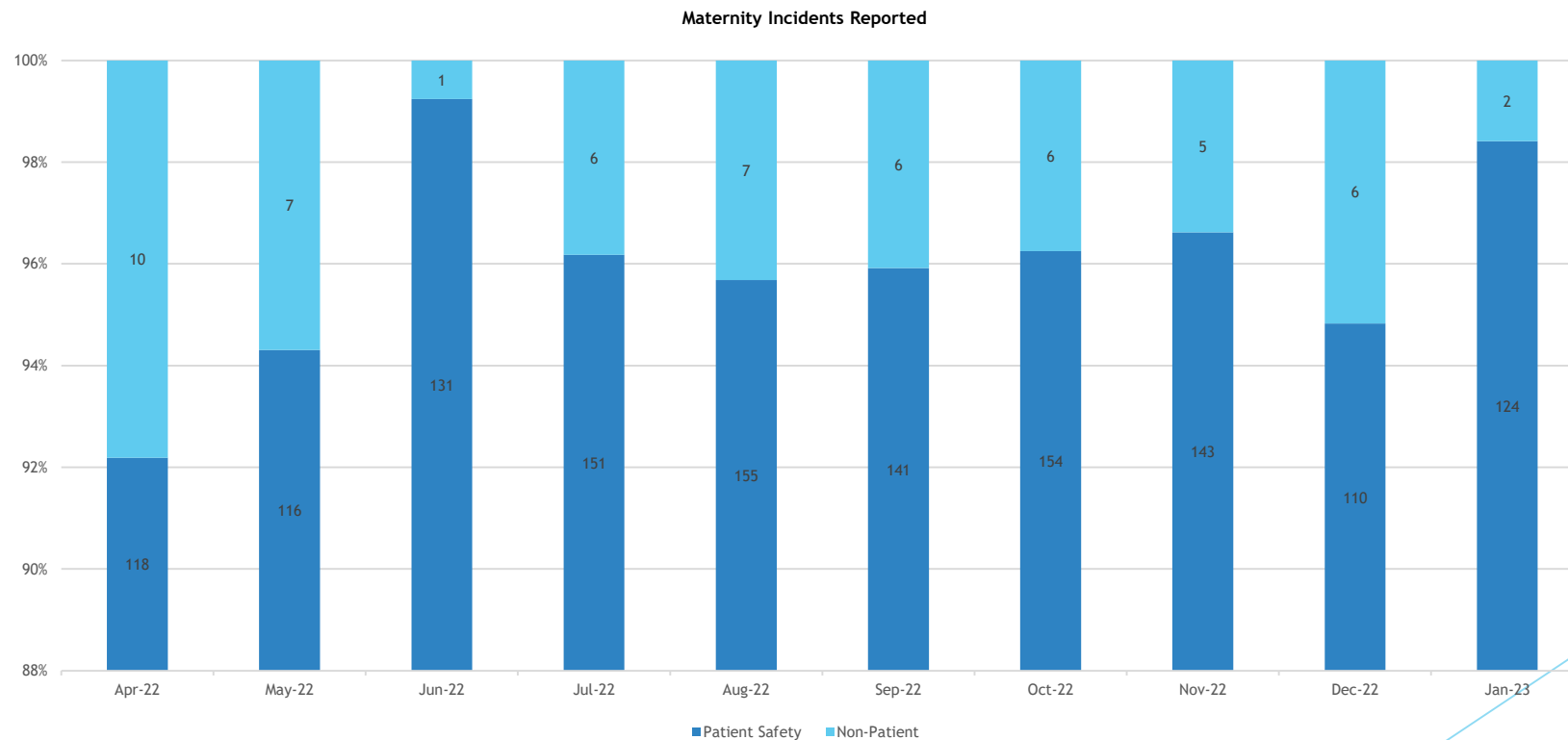
Theme	Identified (how often)
Communication	8
Professional attitude	6
Not listening	3
Waiting times	1
Breach of confidentiality	1
Continuity of care	1
Documentation error	1
Incorrect advice	1

Action for Communication
1. Birth rights training organised for improved knowledge in this area
1. Video being produced (collaboration with Women’s Experience and Communication’s Team) regarding birth language
1. Take briefing to each departmental meeting to understand the impact of the lack of communication on families in our care.

Actions for not listening
1. Birth rights training organised for improved knowledge in this area
1. Corporate induction includes values and behaviours
1. The Service’s Culture and Leadership Plan is being launched shortly

Actions for staff attitude
1. Director of Midwives letter sent to maternity staff
1. Discuss with Obstetric lead consultant to share similar letter with medical team
1. Pilot values and behaviours session provided to GYM community team by OD team, further sessions viability being explored

Incident Management (124 reported patient safety incidents in January)





GIG
CYMRU
NHS
WALES

Bwrdd Iechyd Prifysgol
Cwm Taf Morgannwg
University Health Board

Staffing levels compliant with BAPM and midwifery standards at the start of all shifts (POW)



Cwm Taf Morgannwg University Board - Labour Ward POW Hospital Bridgend





GIG
CYMRU
NHS
WYLLYS

Bwrdd Iechyd Prifysgol
Cwm Taf Morgannwg
University Health Board

Staffing levels compliant with BAPM and midwifery standards at the start of all shifts (PCH)

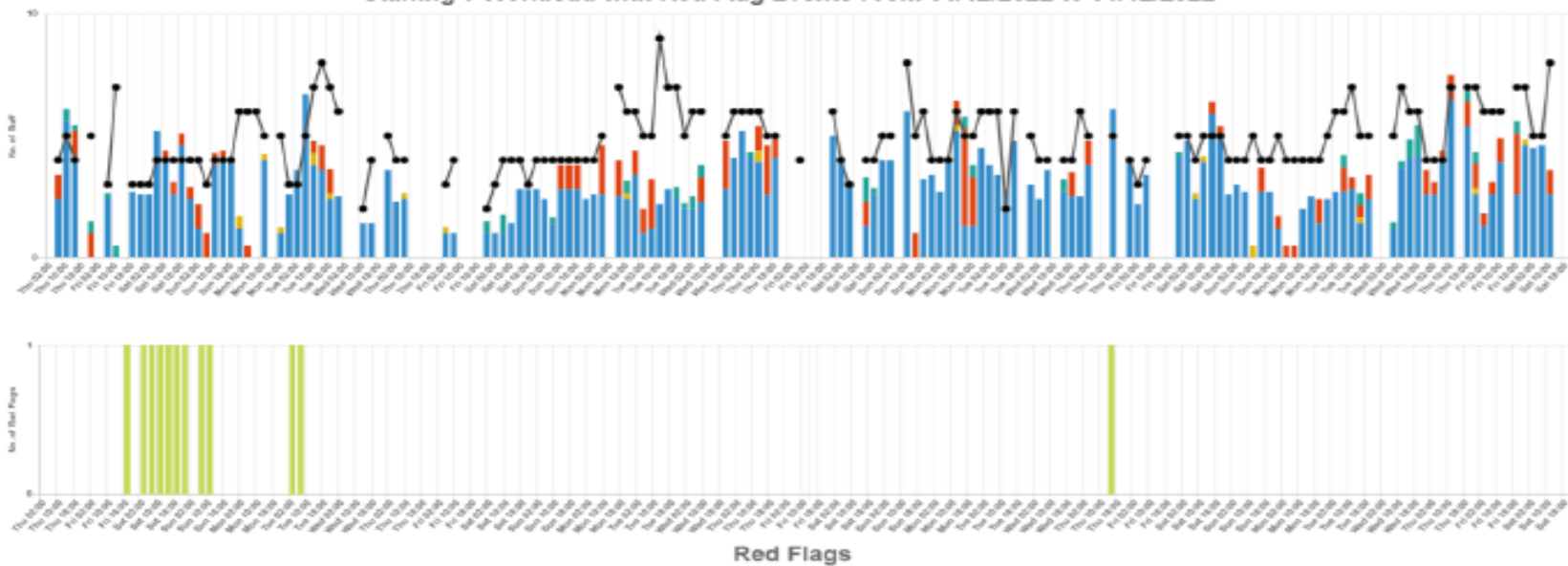


birthrateplus[®]

Safe Staffing for
Maternity Services

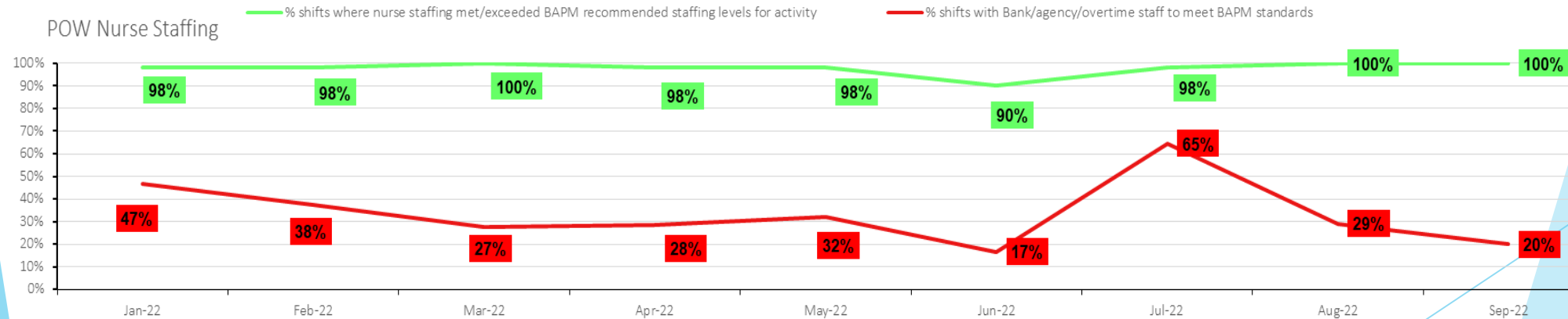
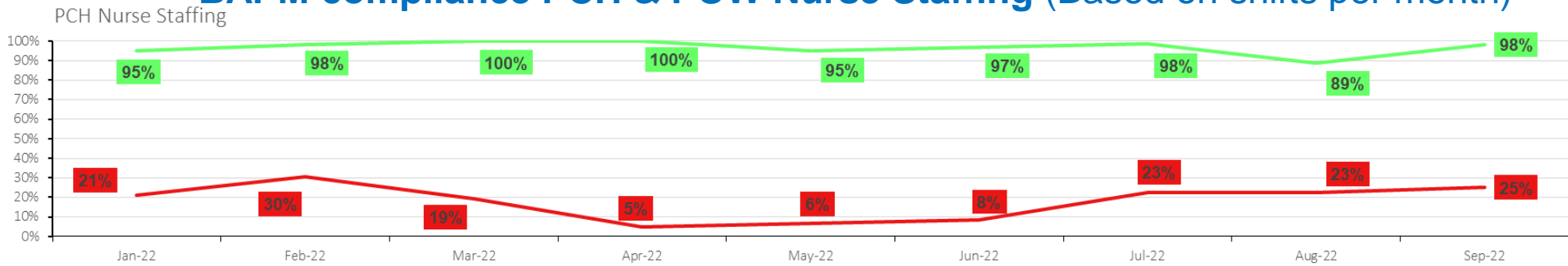
Cwm Taf Morgannwg University Board - Delivery Suite Prince Charles Hospital

Staffing v Workload with Red Flag Events From 01/12/2022 to 31/12/2022



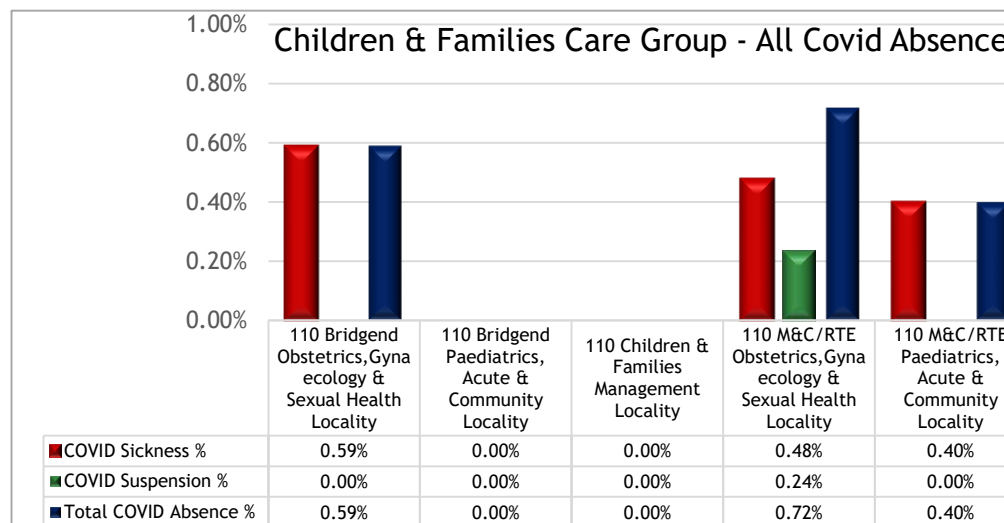
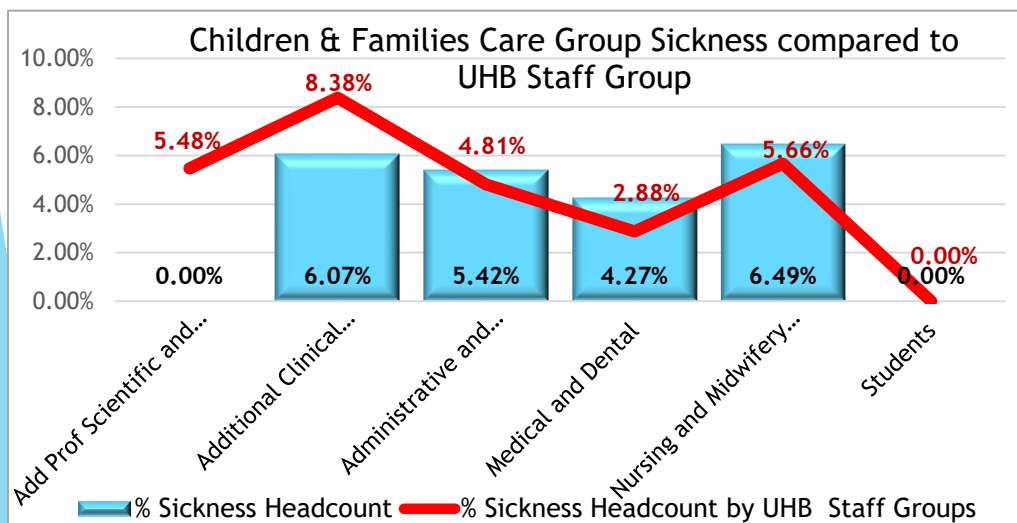
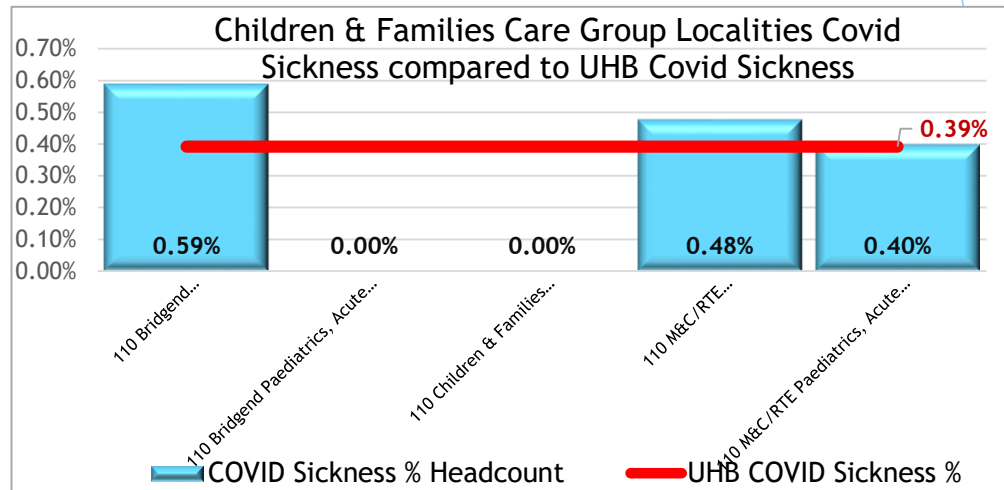
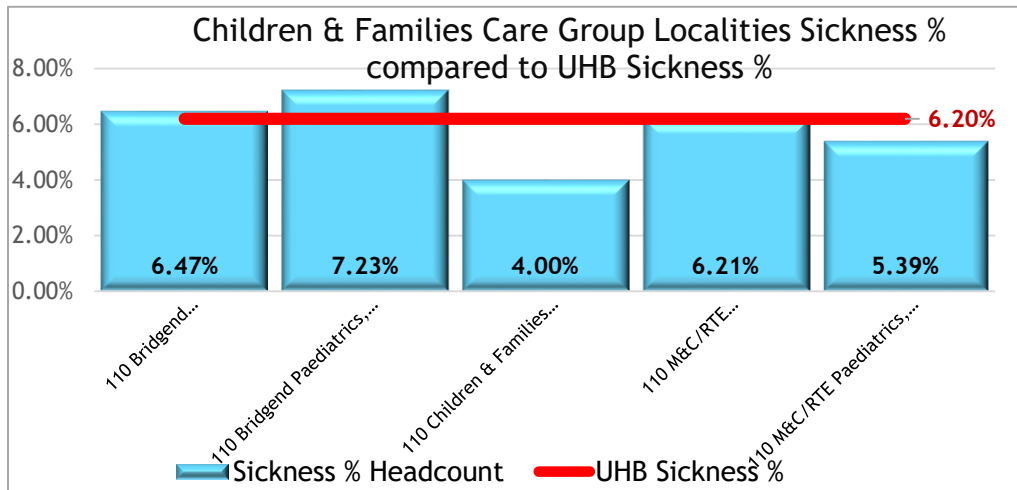
Staffing levels compliant with BAPM and midwifery standards at the start of all shifts cont..

BAPM compliance PCH & POW Nurse Staffing (Based on shifts per month)



Both Units remained open. The percentages in red are the total number of shifts for the month that required one or more bank/agency/overtime staff to ensure that the units met the BAPM standards.

Staff sickness levels, supported by evidence of timely reviews, referral to well-being, support





GIG
CYMRU
NHS
WALES

Bwrdd Iechyd Prifysgol
Cwm Taf Morgannwg
University Health Board

Staff sickness levels, supported by evidence of timely reviews, referral to well-being, support (cont..)

- ▶ All sickness is managed as per the All Wales Managing Attendance at Work policy
- ▶ Return to work meetings are held on the day of return following sickness
- ▶ Staff are offered support from the Health Board Well-Being Team
- ▶ Workforce colleagues working with senior management team to ‘deep dive’



GIG
CYMRU
NHS
WALES

Bwrdd Iechyd Prifysgol
Cwm Taf Morgannwg
University Health Board

Staff undertaking mandatory (Specifically PROMPT and fetal surveillance).

▶ PROMPT compliance % (midwifery staff only)

Month	PCH	POW
June 2022	94	93
July 2022	95	98
August 2022	95	98
September 2022	99	97
October 2022	97	97
November 2022	97	95
December 2022	96	97

▶ Fetal Surveillance Training compliance % (midwifery staff only)

Month	PCH	POW
June 2022	97	96.0
July 2022	94	94.0
August 2022	95	95.0
September 2022	87	85.0
October 2022	87	87.0
November 2022	83	88.0
December 2022	89	92.0

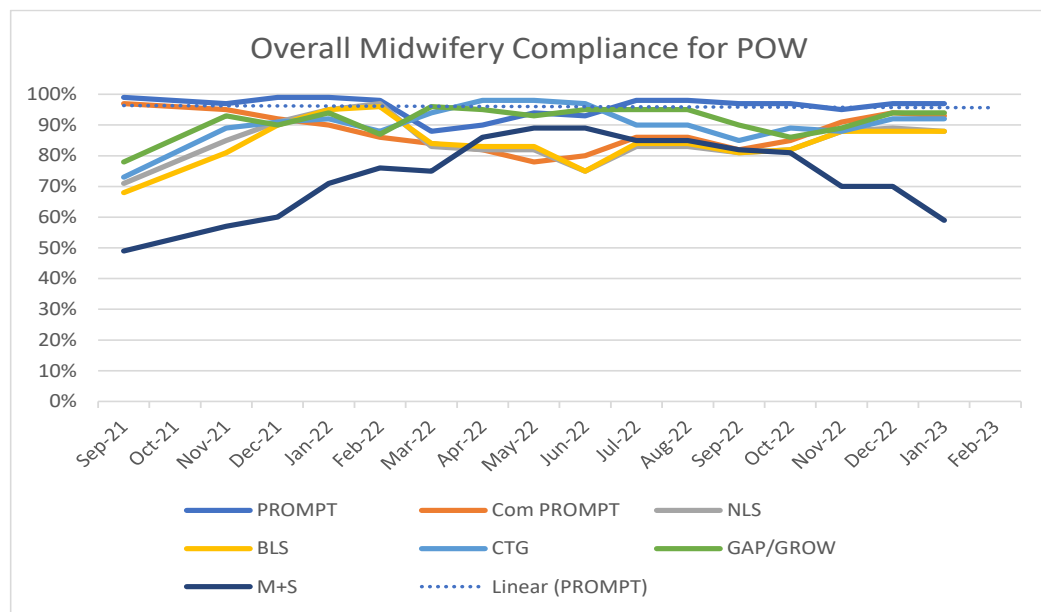
Data source: maternity dashboard



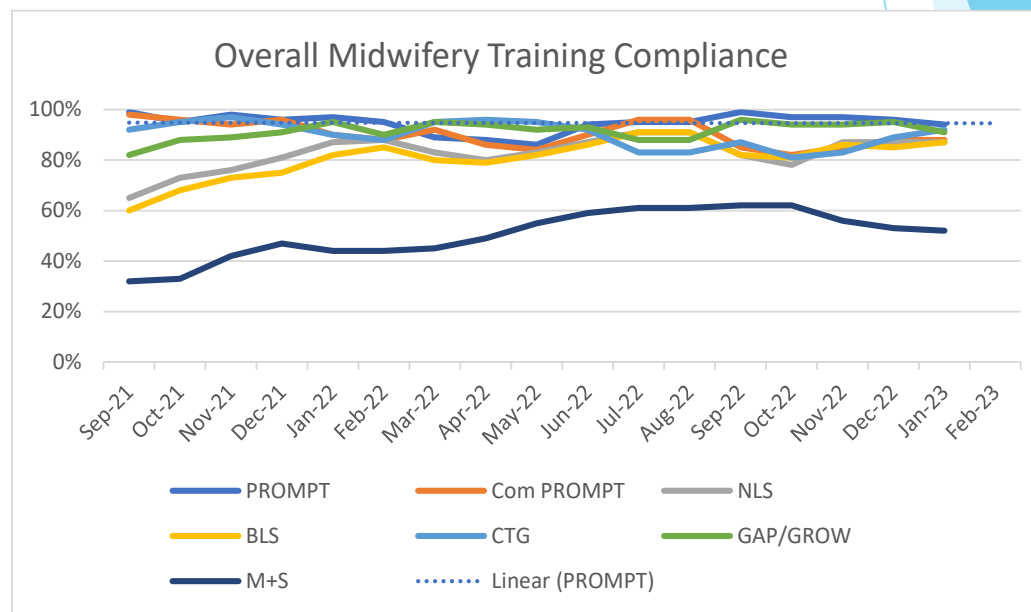
GIG
CYMRU
NHS
WALES

Bwrdd Iechyd Prifysgol
Cwm Taf Morgannwg
University Health Board

POW Compliance



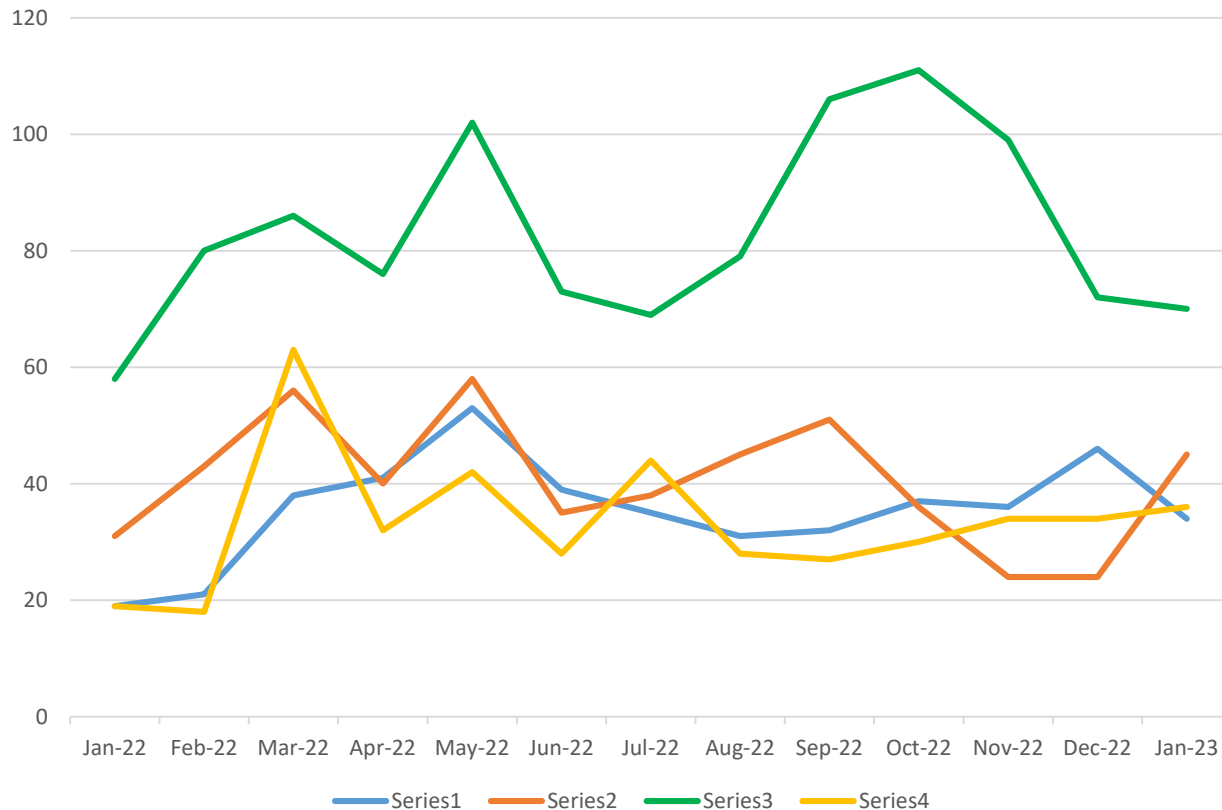
PCH Compliance



Overview and analysis of other training undertaken (6 monthly)

- Twenty Maternity and Neonatal members of staff have completed Improvement in Practice training in the second half of 2022. This is a 2 day course supported by iCTM and Improvement Cymru, with practical application of skills through QI projects.
- Twelve Midwives currently undertaking an MSc:
- Six Midwives and one Maternity Support Worker attending St Davids Day Conference (RCM)
- All MDT were given the opportunity to attend Birth Rights training in December 2022.
- Midwives supported to attend all other additional training (secondments to University of South Wales, Royal College of Midwives, shadowing opportunities)
- Band 7 midwifery leaders away day 3rdth October 2022 and 27th February 2023.
- Seven midwives undertaking leadership opportunities
- One midwife seconded to HEIW part time to write a Labour Ward Coordinator Development / Induction programme

Maternity Patient Reported Experience Measure (PREM)



- ▶ The PREM is distributed as 4 questionnaires which are electronically distributed to women's mobile phones during pregnancy.
- ▶ Women will receive a questionnaire:
 - Around 20 weeks (after completed anomaly scan) (Phase 1)
 - Around 37 weeks of pregnancy (Phase 2)
 - 14 days post livebirth (Phase 3)
 - 12 weeks post livebirth (Phase 4)

During 2022, there were a total of **2306** responses to the maternity PREM.

- ▶ 428 responses to Phase 1,
- ▶ 481 responses to Phase 2,
- ▶ 1000 responses to Phase 3,
- ▶ 397 responses to Phase 4.

Maternity Patient Reported Experience Measure (PREM)

- ▶ Thinking about your antenatal care until now, were you treated with respect and dignity?

386 women (84.65%) responded that they had 'Always' been treated with dignity and respect. A further 61 women (13.38%) responded that they had 'Sometimes' been treated with dignity and respect. 8 women (1.75%) responded that they had not been treated with dignity and respect, and 1 women (0.22%) responded that she did not know/could not remember.

- ▶ Thinking about your care during labour and birth, were you treated with respect and dignity?

869 women (89.22%) responded that they had 'Always' been treated with dignity and respect during labour and birth. A further 83 women (8.52%) responded that they had 'Sometimes' been treated with dignity and respect during labour and birth. 22 women (2.26%) responded that they had not been treated with dignity and respect during labour and birth.

Maternity Patient Reported Experience Measure (PREM)

- ▶ Thinking about the care you have received during your pregnancy, have you been treated with kindness and understanding?

351 women (76.97%) responded that they had 'Always' been treated with kindness and understanding. A further 89 women (19.52%) responded that they had 'Sometimes' been treated with dignity and respect. 14 women (3.07%) responded that they had not been treated with kindness and understanding, and 2 women (0.44%) responded that they did not know/could not remember.

- ▶ Thinking about the care you received in hospital after the birth of your baby, were you treated with kindness and understanding?

812 women (84.67%) responded that they had 'Always' been treated with kindness and understanding. A further 112 women (11.68%) responded that they had 'Sometimes' been treated with dignity and respect. 35 women (3.65%) responded that they had not been treated with kindness and understanding.

Choice: Place of Birth

- ▶ Women are asked at 37 weeks whether they were offered a number of choices about where to have their baby.

203 respondents (49.15%) indicated that they were offered a choice of hospitals or birthing environments. 44 (10.65%) were offered a consultant-led unit, 30 (7.26%) were offered a midwife-led unit/birth centre and 9 (2.18%) were offered a homebirth. A proportion of respondents indicated that they had not been offered any choices, 60 (14.53%). Some women responded that they felt they did not have any choice due to medical reasons, 59 (14.32%).

- ▶ Women are asked whether they feel they have received enough information from their midwife or doctor to help them decide where to have their baby.

241 women (58.64%) responded that they had 'Definitely' received enough information from their midwife or doctor to help them decide where to have their baby, and a further 100 women (24.33%) responded that they had 'Mostly' received enough information from their midwife or doctor to help them decide where to have their baby. 59 women (14.36%) responded that they had not received enough information from their midwife or doctor to help them decide where to have their baby, and a further 11 women (2.68%) did not know or could not remember.

When thinking about your overall experience of the maternity service at CTMUHB, how likely are you to recommend our service to others?

Extremely likely: 172 women (49.71%)

Likely: 115 women (33.24%)

Unlikely: 31 women (4.34%)

Extremely unlikely: 15 women (8.96%)

Don't know: 13 women (3.76%)