

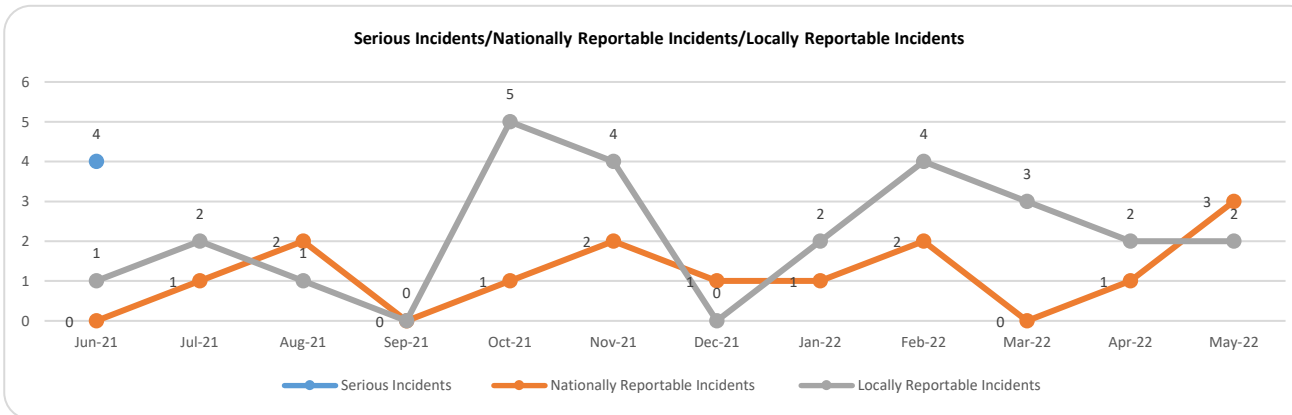
Nationally Reportable Incidents & Locally Reportable Incidents

Number of Nationally Reportable Incidents

4

Number of Patient Safety Incidents

1,319



Between 01.04.22 and 31.05.22 a total number of 1492 incidents were reported within Bridgend ILG. This represents a decrease of 68 compared to the previous 2 months. Of these, 88% (1319) were reported under the type of patient safety during April-22 and May-22. Of the patient safety incidents, 23 were reported as resulting in severe harm (16) or death (7). This equates to 1.7% of the total number of Patient Safety Incidents reported within the Locality.

It should be noted that from the 01.04.22 the Health Board implemented the Incident Functionality within the Datix Cymru system. As part of the introduction of this functionality, it is no longer possible to update the severity of incidents following initial review, therefore the severity highlighted on reporting may not necessarily relate to the actual harm caused.

During April-22 & May-22, 4 nationally reportable incidents were submitted to the Delivery Unit and 4 locally reportable incidents identified. No never events were reported during this time.

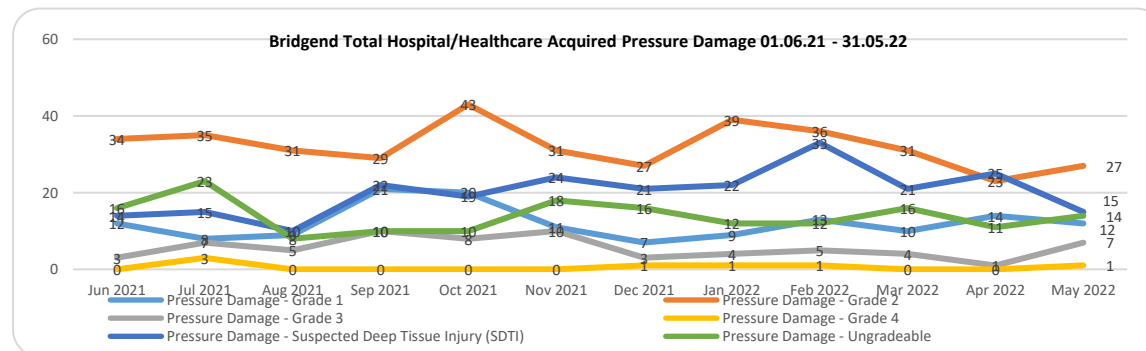
Pressure Damage Incidents

Total Number of Pressure Damage Incidents Reported

343

Total Number of Healthcare Acquired

150



Between 01.04.22 & 31.05.22, a total of 343 pressure damage incidents were reported, a decrease of 27 compared to the previous 2 months. The highest number of pressure damage incidents for April-22 & May-22 were identified as “Pressure ulcer present before admission to this clinical care area/caseload” (193). Of the total number reported, 79 were identified as hospital acquired, with AMU (12), Emergency Department at Princess of Wales Hospital (9) and Ward 19 (7) reporting the highest numbers.

3 hospital acquired pressure damage incidents were reported as grade 3. No Grade 4 hospital acquired pressure damage incidents were reported during April-22 & May-22.

As at 14.06.22, for pressure damage incidents reported during April-22 & May-22, an investigation has been concluded for 46 incidents. Of these, 3 have been identified as avoidable.

Inpatient Falls

Total Number of Falls Reported

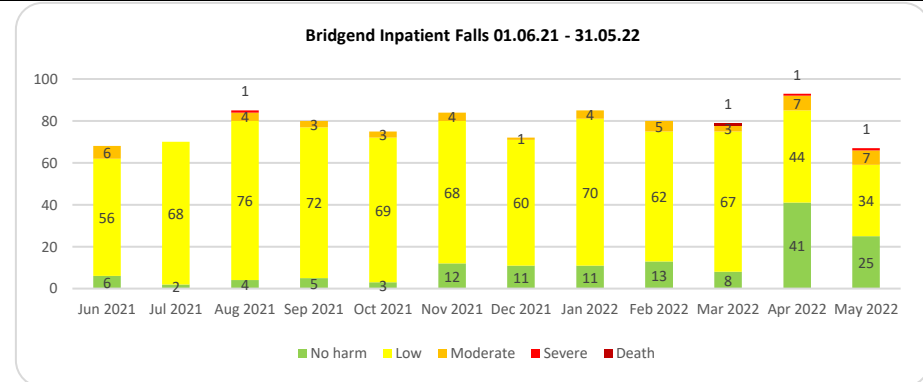
160

Number resulting in Severe harm / death

2

Between 01.04.22 and 31.05.22 a total of 160 slip, trip or falls were reported under Patient/Service User for Bridgend ILG. This remains consistent with previous months. Of these falls, 90% were reported as resulting in No harm (66) or, Low (78) harm. 14 were reported as Moderate Harm, and 2 were reported as Severe.

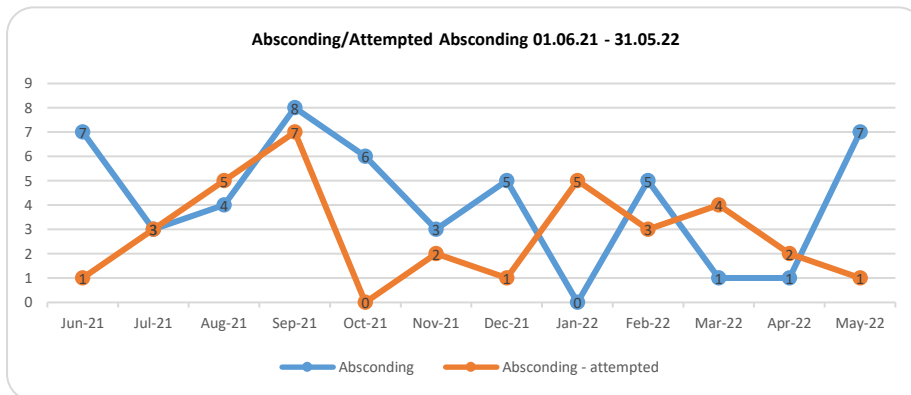
For incidents reported in the Health Board's Legacy System between 01.06.21 and 31.03.22, an investigation has been concluded for 760 incidents as at 16.06.22. Of these 61 have been identified as avoidable. The Datix Cymru Falls Investigation Tool does not currently capture an avoidable / unavoidable outcome. Therefore this information is not available for April and May 2022 incidents.



Absconding Incidents

Total Number of Absconding Incidents

11



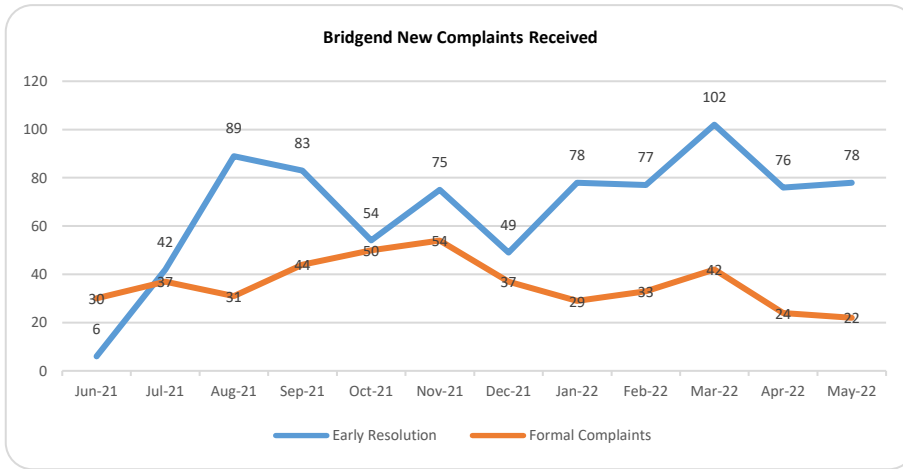
Between 01.04.22 and 31.05.22 a total number of 11 Absconding Incidents were reported within Bridgend ILG. This represents a decrease of 2 compared to the previous 2 months. Of the 11 incidents, 8 were categorised as Absconding, 3 were categorised as Attempted Absconding. Of the 11 incidents,

all were reported as resulting in no (10) or low harm (1).

Complaints

Number of Formal Complaints Managed through PTR

% Formal Complaints response within 30 Working Days



Between the 01.04.22 and 31.05.22 a total of 200 complaints were received for Bridgend ILG. Of these complaints, 77% (154) were recorded under Early Resolution, 23% (46) were recorded under Formal Complaints. This represents a decrease of 29 formal complaints compared to the previous 2 months.

The service groups with the highest number of formal complaints for April-22 and May-22 are Medicine, Surgery, Anaesthetics, Theatres & Critical Care and Women & Children. A breakdown is summarised in the table below.

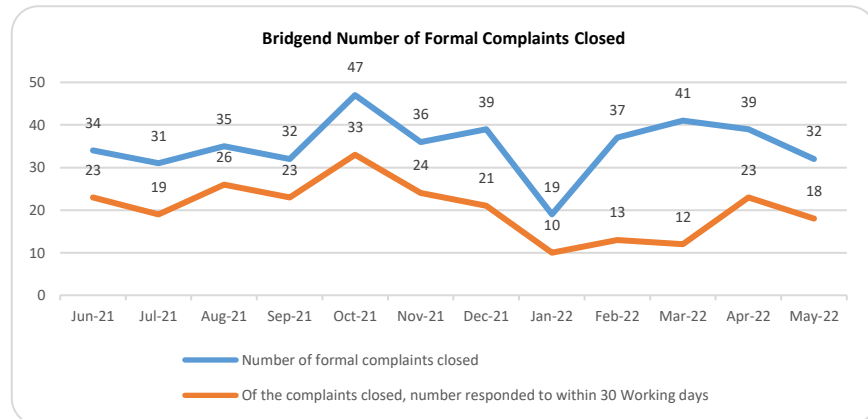
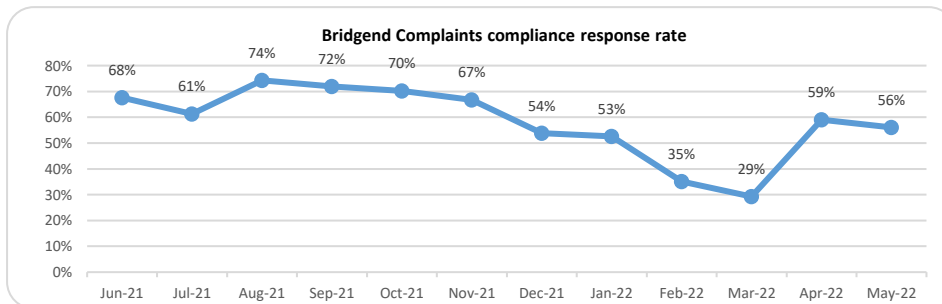
A breakdown of the top types of formal complaints received during April-22 and May-22 is summarised below.

	Apr-22	May-22	Grand Total
Medicine	16	10	26
Surgery, Anaesthetics, Theatres and Critical Care	4	5	9
Women & Children	1	5	6

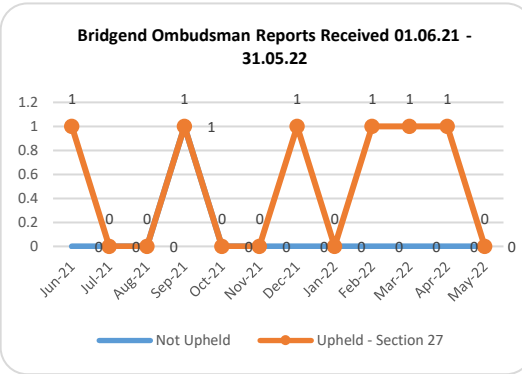
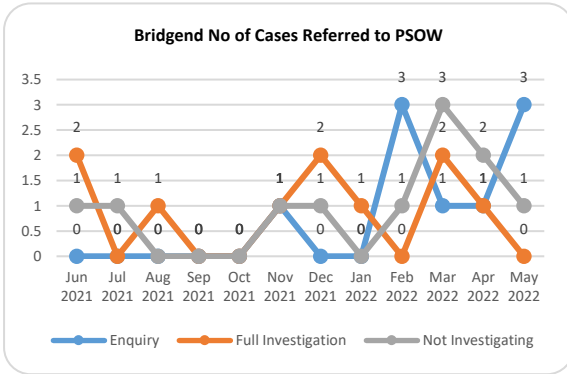
	Apr-22	May-22	Grand Total
Clinical Treatment/Assessment	12	13	25
Discharge Issues	5	2	7
Attitude and Behaviour	2	2	4
Communication (including Language)	2	2	4

As of 13.06.2022, there are currently 53 open formal complaints recorded on Datix for Bridgend ILG. 27 formal complaints are currently over the 30 working day compliance, with 2 formal complaints being over 6 months overdue.

Between 01.04.2022 and 31.05.2022, 71 formal complaints were closed. Of these complaints 58% (41) were closed within 30 working days. This represents a 26% increase in complaints compliance as compared to the previous 2 months.



5



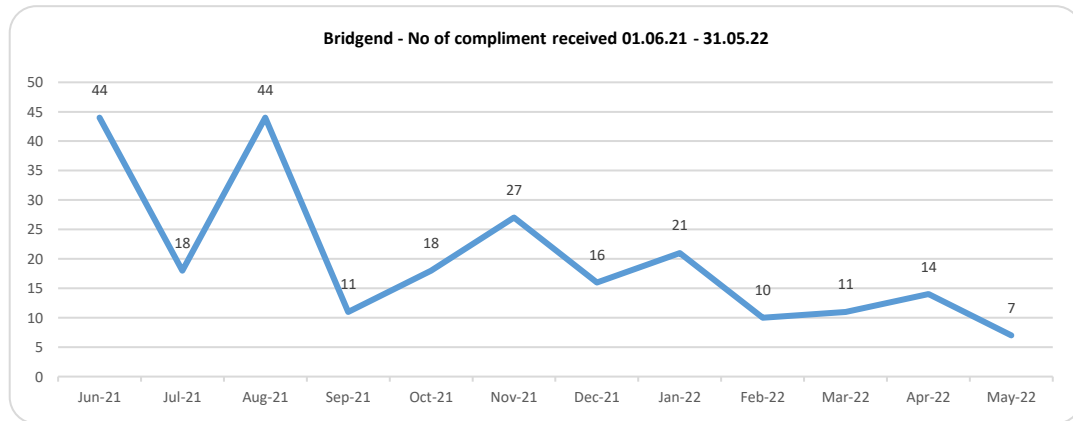
Between the 01.04.22 and 31.05.22 a total of 5 cases were transferred to the Public Services Ombudsman for Wales. Of these cases, 1 was recorded as Full Investigation, and 4 as Enquiries. During this time the Ombudsman chose not to investigate 3 cases. This represents a decrease of 1 case received when compared to the previous 2 months. During April-22 and May-22, the locality received 1 final report, which was upheld (section 27) relating to services provided by Emergency Care.

Compliments

Number of New Compliments Received

21

Between the 01.04.22 and 31.05.22a total of 21 compliments were recorded on Datix for Bridgend ILG. This represents no change when compared to the previous 2 months. The trend in relation to compliments received is highlighted in the chart.



Claims & Redress

Number of New Cases Transferred to Redress

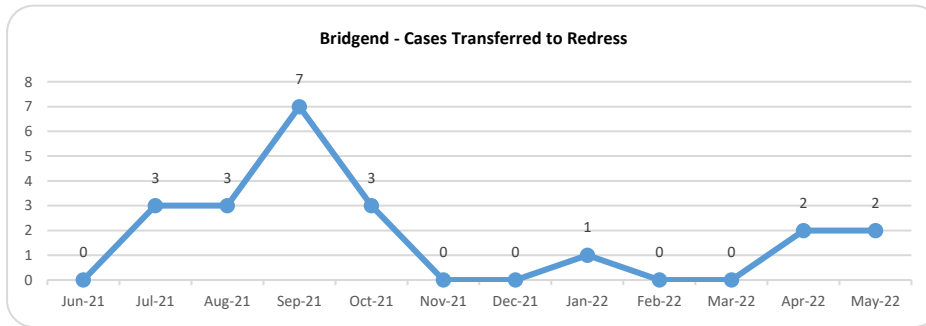
4

Number of New Claims Received

4

Number of Learning from Events Reports Due

5



Redress

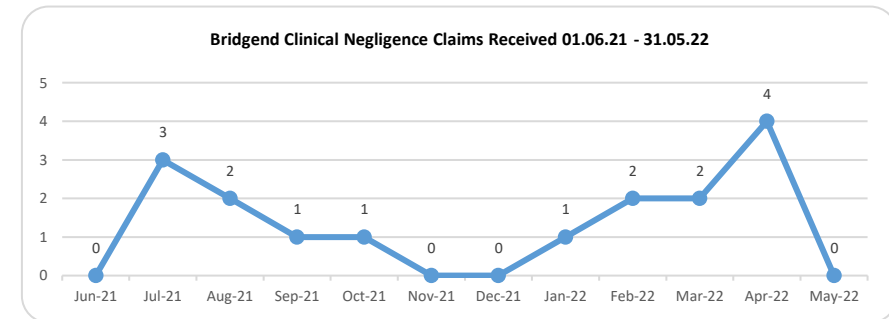
Between 01.04.22 and 31.05.22, 4 cases were transferred to redress relating to services within the Bridgend Locality. This represents an increase of 4 when compared to the previous 2 months.

During April-22 and May-22, for Bridgend ILG, 4 redress cases were closed. Of these, 2 cases were partially admitted relating to services provided by Surgery, Anaesthetics, Critical Care & Theatres and 2 were in admitted in full relating to District Nursing (1) Emergency Care (1).

Claims

Between 01.04.22 and 31.05.22, a total of 4 Clinical Negligence Claims were received for Bridgend ILG. This shows no increase when compared to the previous 2 months.

During April-22 & May-22, 0 Clinical Negligence Claims were closed.



Learning from Events Reports

As at 14.06.22, the Locality had 5 (1 CN, 1 PI, 3 Redress) outstanding learning from events reports due. Of these, none are overdue (past 60 days). In April-22 and May-22, 7 Learning from Events Reports (4 CN, 2 PI, 1 Redress) were submitted but currently awaiting approval from Welsh Risk Pool. As of 16.06.22, there are currently 19 (8 CN, 2 PI, 9 Redress) learning from events reports that have been submitted but awaiting approval from Welsh Risk Pool.

Inquests

Number of New Inquests Received

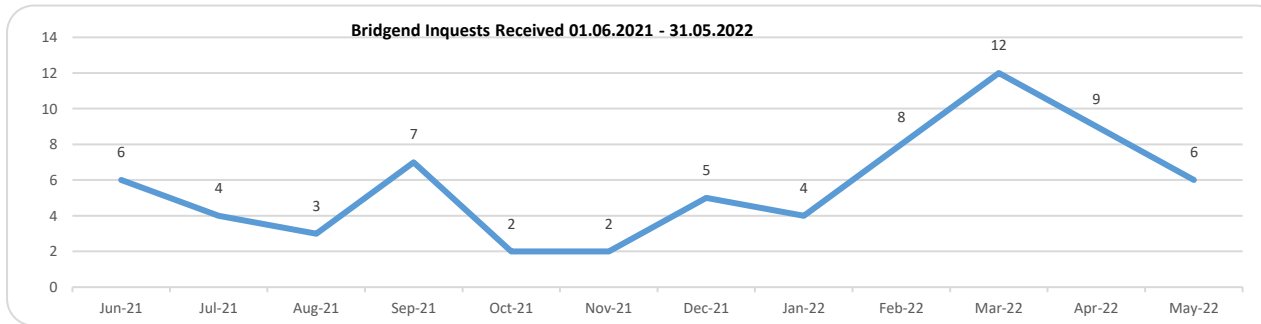
15

Number of Inquests Concluded

9

Regulation 28 Reports Received

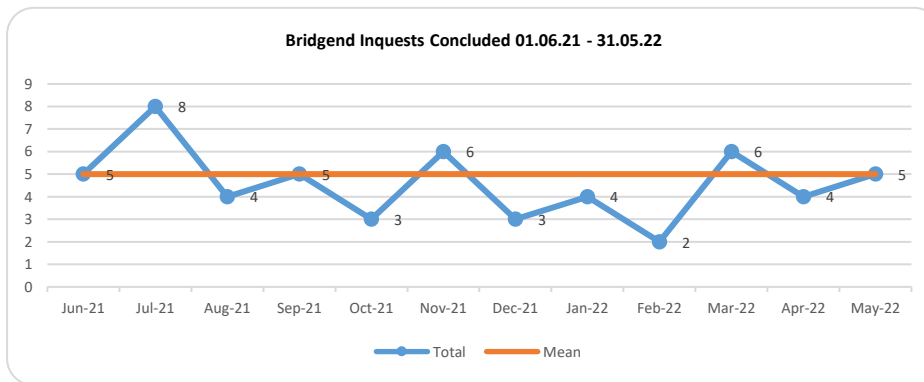
0



Between 01.04.22 and 31.05.22 a total of 15 Inquests were received for Bridgend ILG. These were received for the following areas:

- Medicine (5)
- Mental Health (5)
- Surgery, Anaesthetics, Theatres and Critical Care (4)
- Gynaecology (1)

During April-22 and May-22, a total of 9 inquests were concluded. The outcome of these inquests is provide in the table below:



Outcome of Inquests	Apr-22	May-22	Total
Narrative	1	1	2
Natural Causes	0	1	1
Suicide	1	0	1
Drug related	0	1	1
Open	0	1	1
Industrial Disease	0	1	1
Accident	1	0	1
Misadventure	1	0	1
Grand Total	4	5	9

No regulation reports were received for Bridgend ILG, during April-22 & May-22.