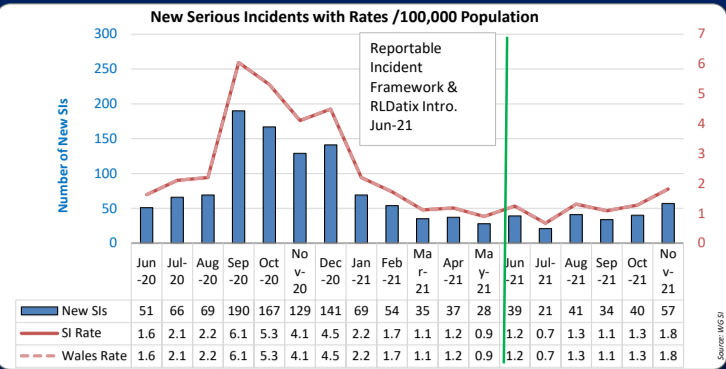
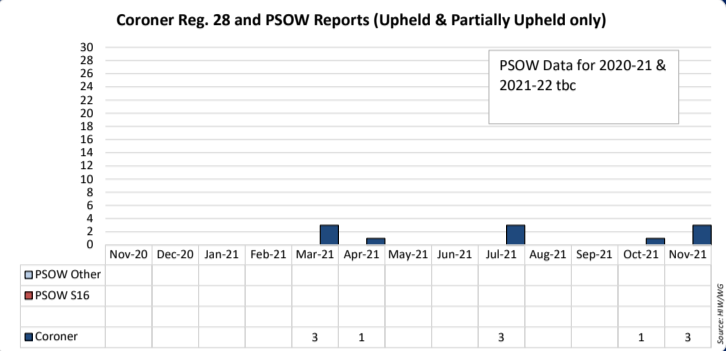


Section 1: Incidents and Patient Safety Solutions



The total number of Serious Incident Overdue Closures at November 2021 is 394 (the October 2021 figure was 410)



Below is a *suggestion* of the areas where further investigation might be necessary. There may be other areas that require consideration.

Serious Incidents Commentary

Note: Introduction of revised Incident Framework and implementation of RLDatix recording system in Jun-21.

Nov-21 Details:

- The 7 Never Events were classed as:
 - 3 x Retained Foreign Object (BCU x2, AB)
 - 2 x Wrong Implant/Prosthesis (BCU, SBU)
 - 1 x Undetected intubation (WAST)
 - 1 x Medication Error (AB)
- 57 recorded reportable incidents

Oct-21 Details:

- Zero Never Event (as of 18/11/21):
- 40 recorded reportable incidents

Sep-21 Details:

- The 1 Never Event was classed as:
 - 1 x Wrong Site Surgery (BCU)
- 34 recorded reportable incidents

Aug-21 Details:

- The 3 Never Events were classed as:
 - 2 x Retained Foreign Object (BCU)
 - 1 x Undetected intubation (CTM)
 - 1 x Other (CTM)
- 41 recorded reportable incidents

Concerns and Ongoing Issues

Previous NPSA Alerts & Notices – Non-Compliant

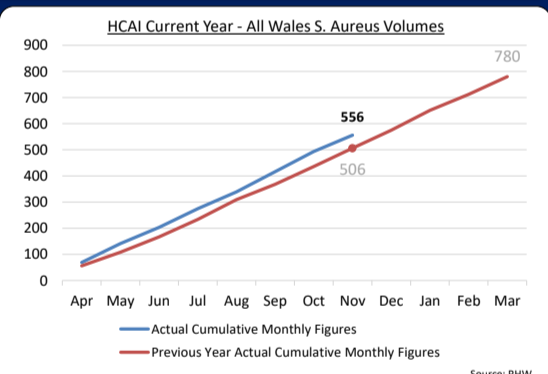
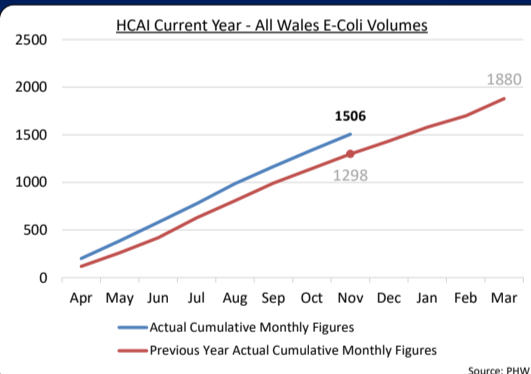
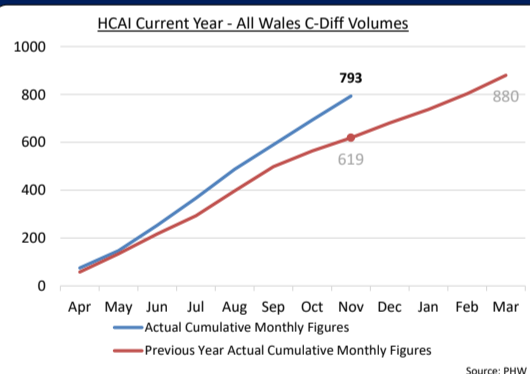
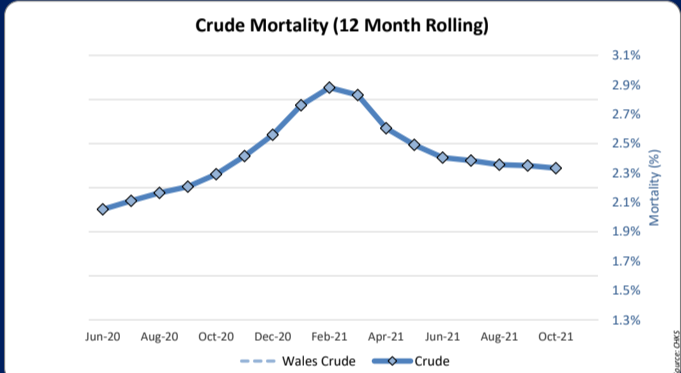
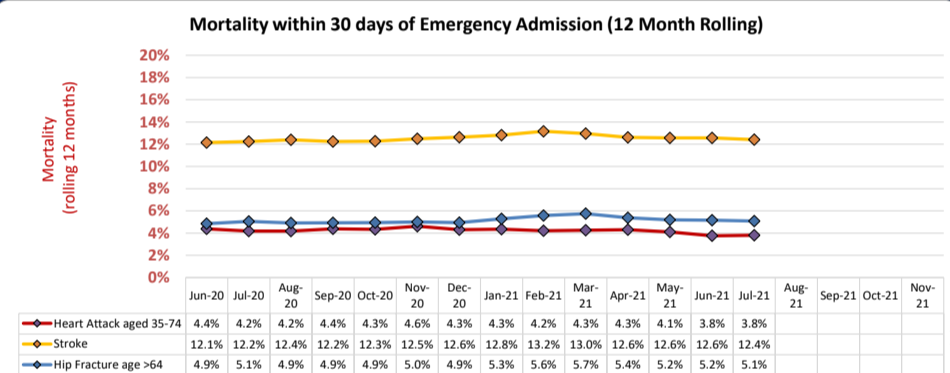
2009/RRR04 - H Dda (Glaucoma follow up delay prevention - 11 yrs overdue).

Update : Please note PSN030 (cupboards) has been replaced by PSN055 (Safe Storage of Medicines:Cupboards) with a compliance date of 30/09/2021.

SBU currently has 8 'Non-Compliant' (3 x PSA and 5 x PSN), HD with 5 currently 'Non-Compliant', and AB with 4 currently 'Non-Compliant'.

HCAI - There have been 38 cases of MRSA recorded between Apr-Nov 21 (SPLY - 32).

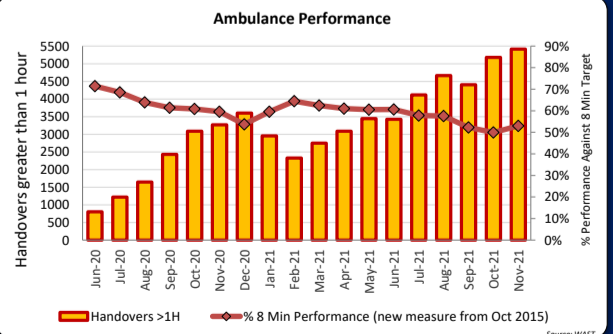
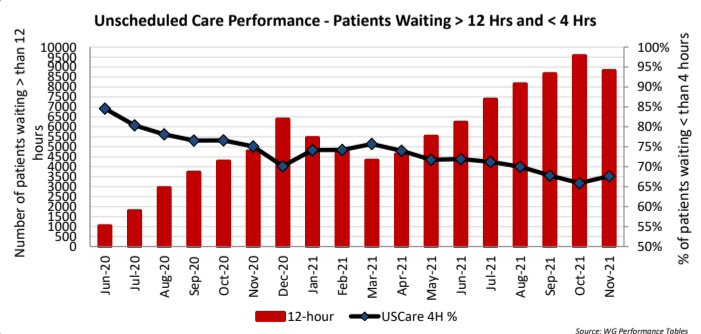
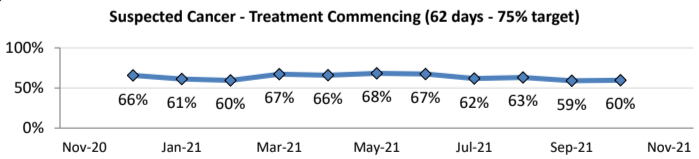
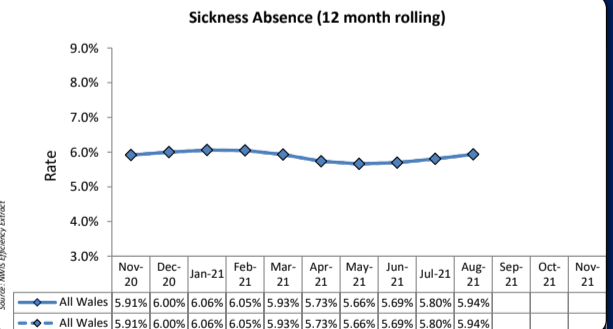
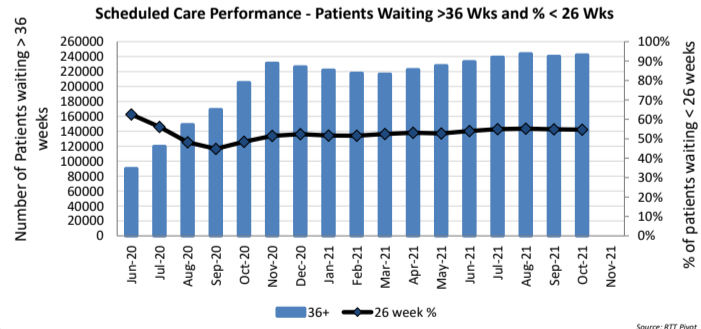
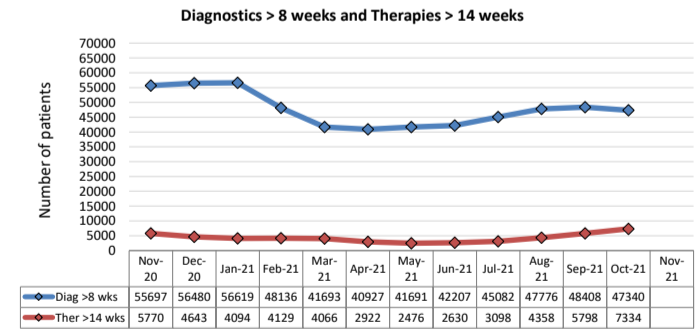
Section 2: Patient Safety and Quality Indicators



Data Commentary

- DATs: Diagnostics - 47340 waiting 8+ weeks for a diagnostic in Oct-21 (-1068/-2%) - CTM now at 14705 (31% of total All Wales), BCU at 6990 (15%), CV at 7478 (16%). Greatest waits remain in Radiology at 19172 (+124/+1%) 40% of total. Therapies - 7334 waiting 14+ wks in Oct-21 (+1536/+26%), 3669 in BCU (50% of Wales total), 1338 in CV (18%). Patients with 40+ Week waits in Oct-21 stand at 8244 for diagnostics (-309/-4%) and 199 for therapies (+34/+21%).
- RTT: Total 36+wk waits at 242101 for Oct-21 (+1795/+1). T&O remains highest specialty at 54258 (-517/-1%), 22% of total 36+ wk waits. Those waiting 2-years+ now stand at 35483 (+7893/+29%) comprising 10311 in BCU, 7828 in SBU, 7061 in CTM, 3572 in C&V and 3502 in AB.
- Ambulance delays: 5416 ambulance handover delays of 1hr+ in Nov-21 (5180 in Oct-21, +5%). Grange recorded 797 (15% of Wales total), Glan Clwyd recorded 764 (14% of Wales total), and Morriston 655 (12%). Waits 3hr+ at 2207 in Nov-21 (16% of atts), 324 of these in Morriston (22% of atts), 321 in Grange (18% of atts), and 303 in Glan Clwyd (19% of atts). Red ambulance response at 53.0% (up 3.1 points from 49.9%).

Section 3: Supporting Information



Mental Health Measure Compliance			Target	Nov-20	Dec-20	Jan-21	Feb-21	Mar-21	Apr-21	May-21	Jun-21	Jul-21	Aug-21	Sep-21	Oct-21	Nov-21
	Part 1	% Assessments within 28 days of referral	80%	78.3%	79.3%	71.0%	78.1%	72.4%	64.5%	65.1%	67.8%	65.3%	65.9%	62.3%	70.6%	
		% Therapeutic interventions within 28 days of assess	80%	79.8%	85.7%	73.4%	81.5%	80.9%	73.3%	77.5%	78.5%	78.3%	74.6%	71.5%	71.9%	
	Part 2	% with a valid CTP (all ages)	90%	87.4%	87.2%	86.5%	85.4%	85.3%	87.2%	87.1%	87.8%	87.8%	87.1%	85.9%	85.8%	