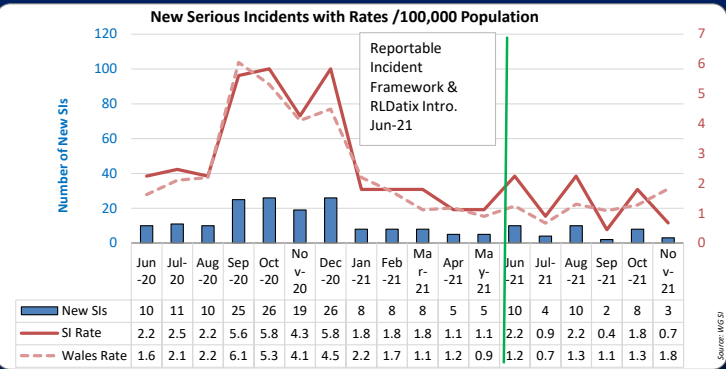
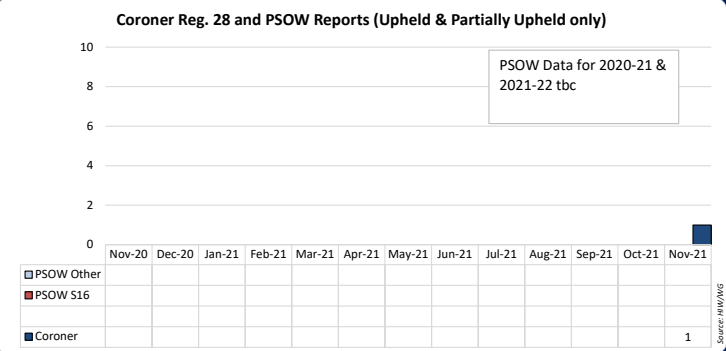


Section 1: Incidents and Patient Safety Solutions



The total number of Serious Incident Overdue Closures at November 2021 is 79 (the October 2021 figure was 88)



Escalation: Enhanced Monitoring

Below is a suggestion of the areas where further investigation might be necessary. There may be other areas that require consideration.

**Serious Incidents Commentary**

Note: Introduction of revised Incident Framework and implementation of RLDatix recording system in Jun-21.

Nov-21 Details:

- 3 recorded reportable incidents

Oct-21 Details:

- 8 recorded reportable incidents

Sep-21 Details:

- 2 recorded reportable incidents

Aug-21 Details:

- The 2 Never Event was classed as: 1 x Undetected Intubation 1 x Other
- 10 recorded reportable incidents

**Concerns and Ongoing Issues**

Current Alerts & Notices:

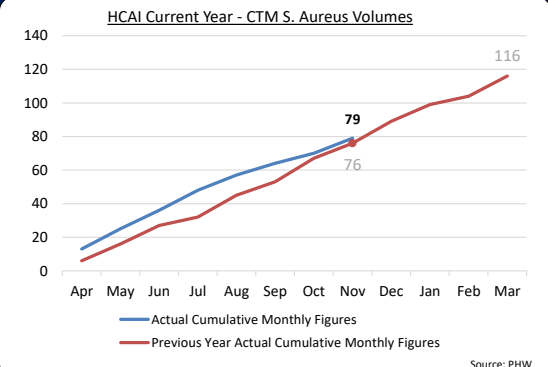
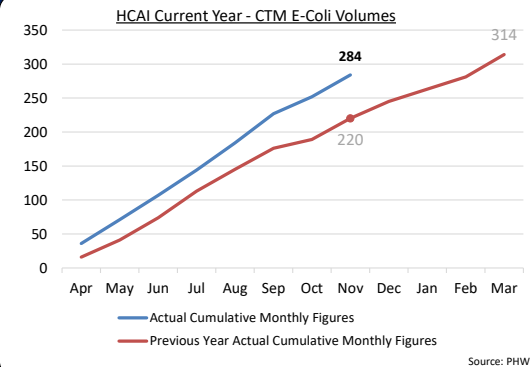
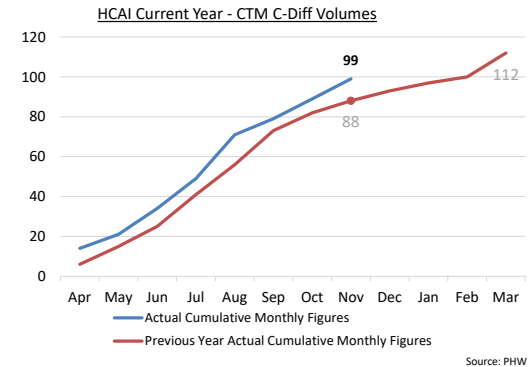
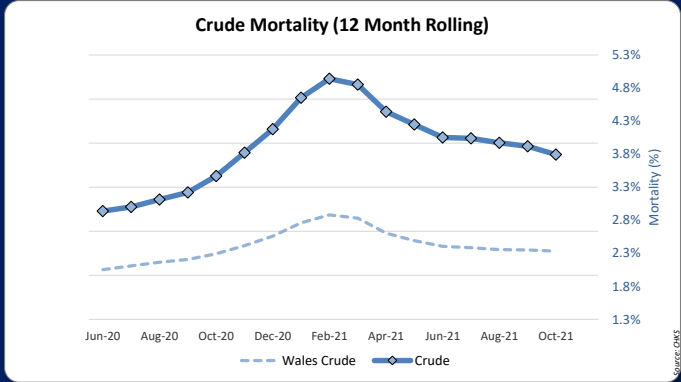
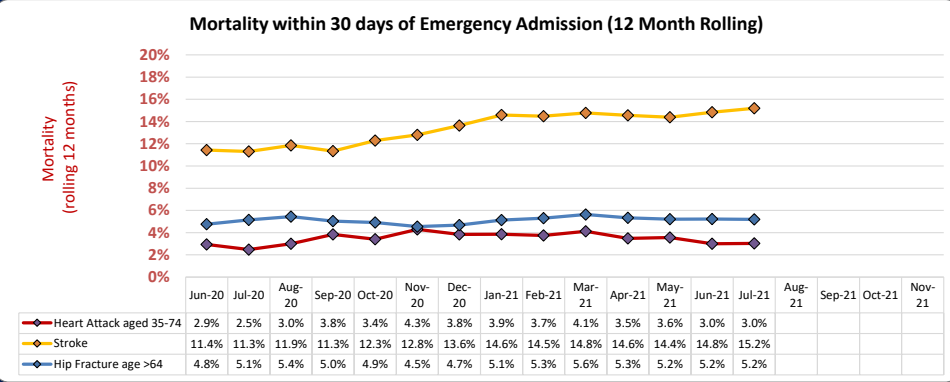
Update : Now reporting 3 'non-compliant' - PSA008 (NG Tubes), PSN051 (intraosseous injectors), and also now PSN059 (ingestion of magnets) - as of 09/12/21 (due 16/12/21).

No response yet received for PSA014 (mechanical heart valve) due 28/10/21, PSN055 (Medicines - Cupboard) due 30/09/21, PSN056 (foreign body aspiration), and PSN058 (super strong magnets) due 13/10/21.

Also, now reporting compliant with PSA012 (pleural effusion fluid) as of 09/12/21, PSA13b (ligature points) and PSN052 (polymer gel granules) as of 08/12/21.

HCAI - There have been 1 case of MRSA recorded between Apr-Nov 21 (SPLY - 4).

Section 2: Patient Safety and Quality Indicators



Data Commentary

• Mortality: Level of Heart Attack and Stroke mortality (CHKS) at 3.0% and 15.2% (annual, Jul-21) - Wales 3.8%, 12.4% respectively.

• Diagnostics: 14705 8+ wk waits in Oct-21 (-429/-3% - highest UHB) - Radiology 9551 or 65% of total; 4761 total patients waiting 40+ wks (-62/-1%) - 2439 (51%) Radiology. Therapy waits 14+ wks 570 (+154/+37%) - Dietetics 492, +131/+36% (86% of total) - with 27 total patients waiting 40+ wks (+2).

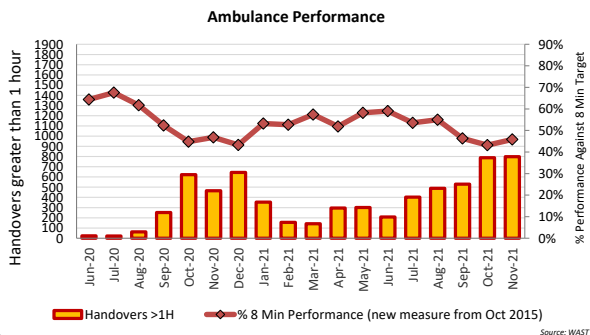
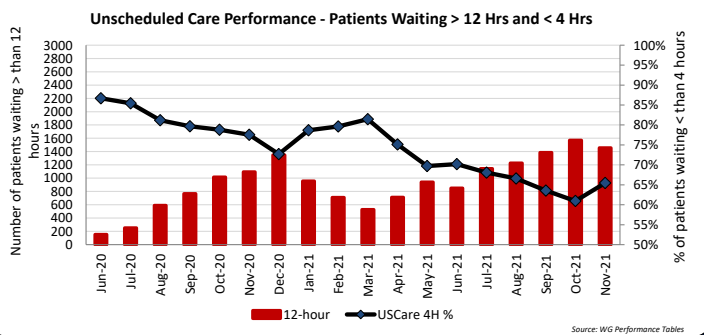
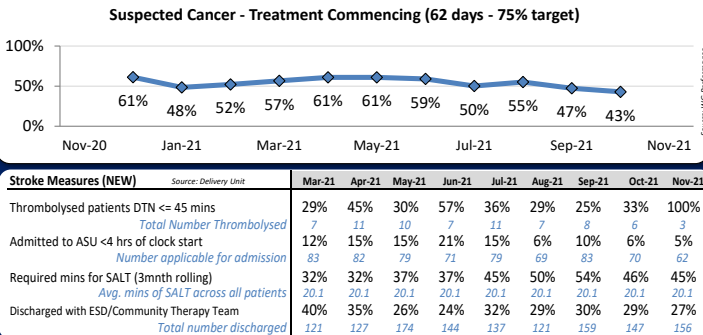
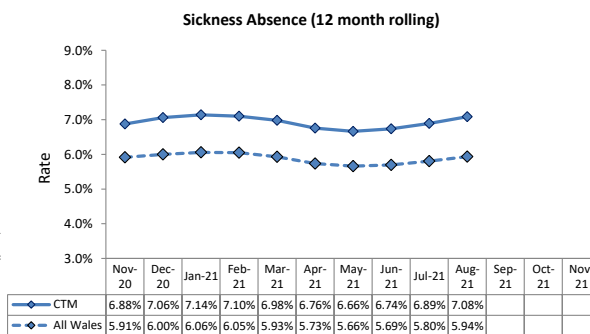
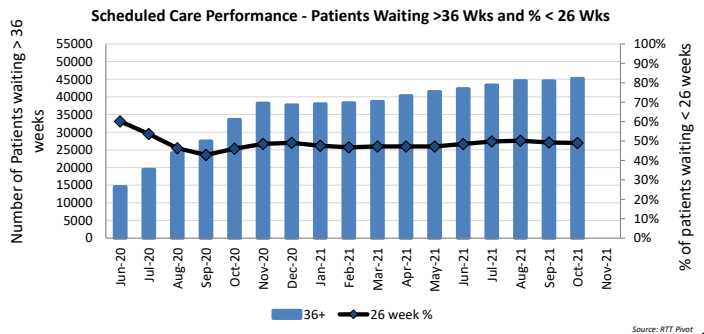
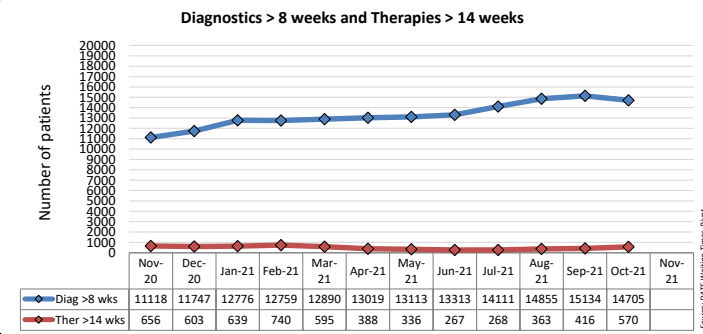
• RTT: Levels of 36+ wk waits at 45702 for Oct-21 (+685/+2%) - with T&O now at 7042 (-189/-3%) or 16% of these. Now with 7061 waiting more than 2yrs for treatment (+1817/+35%), 1809 dermatology, 1425 T&O.

• Ambulance Delays: Total 1+ hr delays 798 in Nov-21 (788 in Oct-21 +10/+2%). Prince Charles 170 delays 3+hrs, 21% of atts (25% in Oct-21), and PoW at 108 delays 3+ hrs, 15% of atts (Wales 16%). Red response in Nov-21 at 45.9%, up 2.7 (Wales 53%).

• Levels of USC completed within 4 hrs at 65% in Nov-21 (lowest UHB - Wales 65%) with 12hr waits at 1455 in Nov-21 (-116/-7%).

• MHM - Part 1a at 75% in Oct-21 (Wales 71%) and Part 1b at 95% (Wales 72%). Part 2 at 90% for Oct-21 (Wales 86%).

Section 3: Supporting Information



Mental Health Measure Compliance			Target	Nov-20	Dec-20	Jan-21	Feb-21	Mar-21	Apr-21	May-21	Jun-21	Jul-21	Aug-21	Sep-21	Oct-21	Nov-21
	Part 1	% Assessments within 28 days of referral	80%	80.8%	88.4%	85.6%	89.6%	75.0%	47.5%	59.6%	57.0%	60.9%	61.3%	66.3%	74.7%	
		% Therapeutic interventions within 28 days of assess	80%	85.3%	90.2%	90.7%	86.6%	86.4%	83.1%	82.7%	83.4%	93.7%	90.0%	90.4%	95.3%	
	Part 2	% with a valid CTP (all ages)	90%	86.4%	85.3%	86.2%	83.5%	84.9%	87.4%	88.2%	88.2%	89.6%	89.3%	90.0%	90.0%	89.6%
Source: WG Performance Tables																