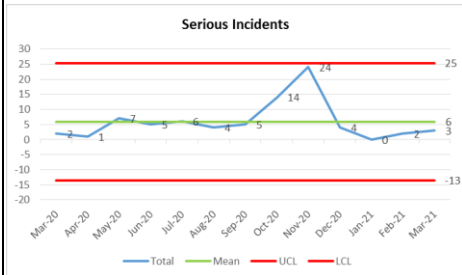


Bridgend ILG Quality Dashboard – Mar-21

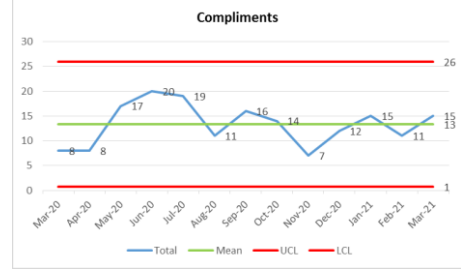
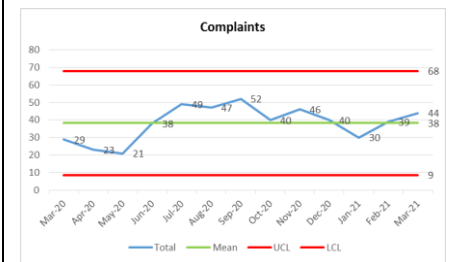
NE & SI	Mar-20	Apr-20	May-20	Jun-20	Jul-20	Aug-20	Sep-20	Oct-20	Nov-20	Dec-20	Jan-21	Feb-21	Mar-21
Never Events	0	0	0	0	0	0	0	0	0	0	0	0	0
Serious Incidents	2	1	7	5	6	4	5	14	24	4	0	2	3



Never Events and Serious Incidents:

There have been no Never Events reported since Feb 2020. Serious incidents continue to be within normal ranges. The spike in November's data reflects a combination of legacy SIs that transferred to the ILG with the alignment of CSGs that took place at that time, and HCAI associated COVID deaths. Changes to the WG reporting requirement has resulted in a decrease in reporting activity. There were 3 SI's reported to DU in March. There are 61 SIs open across the ILG. 32 are HCAI COVID related deaths and 14 are legacy maternity cases

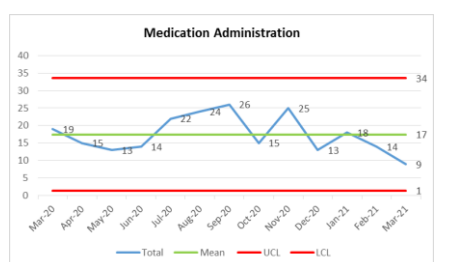
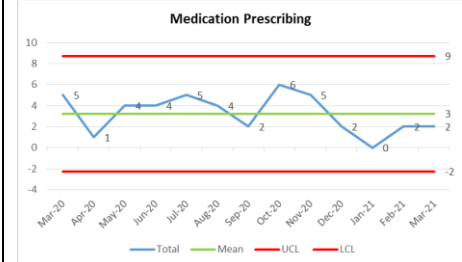
Complaints and Compliments	Mar-20	Apr-20	May-20	Jun-20	Jul-20	Aug-20	Sep-20	Oct-20	Nov-20	Dec-20	Jan-21	Feb-21	Mar-21
Complaints	29	23	21	38	49	47	52	40	46	40	30	39	44
Compliments	8	8	17	20	19	11	16	14	7	12	15	11	15



Complaints and Compliments:

The number of complaints and compliments received are in normal variation. Compliance to the 30 day response time in March 2021 dropped to 59%

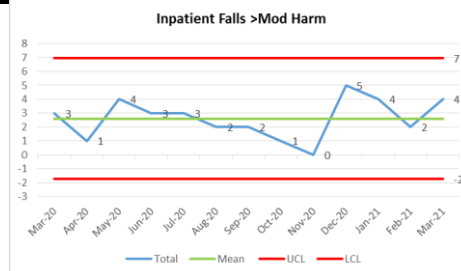
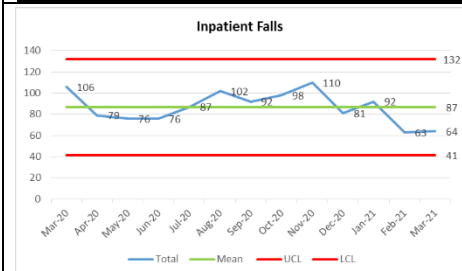
Medication	Mar-20	Apr-20	May-20	Jun-20	Jul-20	Aug-20	Sep-20	Oct-20	Nov-20	Dec-20	Jan-21	Feb-21	Mar-21
Medication Prescribing	5	1	4	4	5	4	2	6	5	2	0	2	2
Medication Admin	19	15	13	14	22	24	26	15	25	13	18	14	9



Medication:

The number of prescribing incidents remain within normal variation and are falling below the mean

Falls	Mar-20	Apr-20	May-20	Jun-20	Jul-20	Aug-20	Sep-20	Oct-20	Nov-20	Dec-20	Jan-21	Feb-21	Mar-21
Inpatient falls	106	79	76	76	87	102	92	98	110	81	92	63	64
>Moderate Harm	3	1	4	3	3	2	2	1	0	5	4	2	4



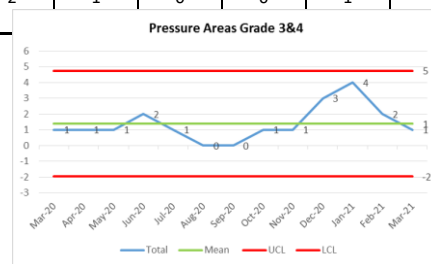
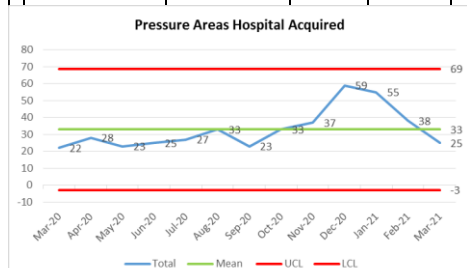
Falls:

Rates of patient falls are slightly below normal variation. Whilst the number of falls has reduced there has been a noted decrease in the severity of harm. Bi weekly Falls Scrutiny Panels have recommenced and improvement measures taken within the ILG include:

- Cohort nursing patients at risk of falls to improve opportunities for observation
- Minimising patient transfers to reduce cross infection risks and risk of falls in cognitively impaired patients
- Risk assessments and delirium risk assessments undertaken

- Polypharmacy assessments introduced to complement Falls Risk Assessment

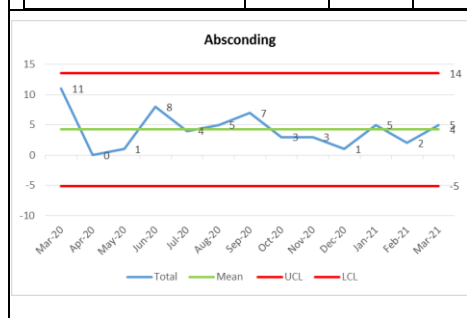
Pressure Areas	Mar-20	Apr-20	May-20	Jun-20	Jul-20	Aug-20	Sep-20	Oct-20	Nov-20	Dec-20	Jan-21	Feb-21	Mar-21
Hospital Acquired	22	28	23	25	27	33	23	33	37	59	55	38	25
Grade 3/4	1	1	1	2	1	0	0	1	1	3	4	2	1



Pressure Areas

The number of hospital acquired pressure ulcers remain within normal variation. The spike in data is correlates with increased bed occupancy, patient acuity and staff establishment associated with the pandemic surge and has improved as wards reset following COVID

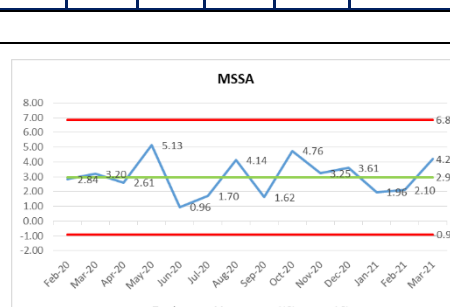
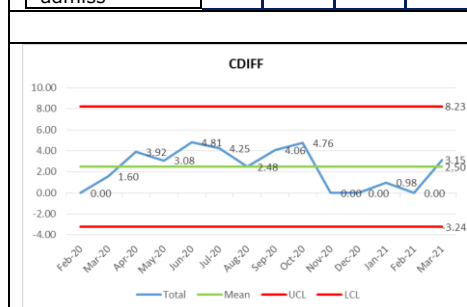
Wards	20	20	y-20	Jun-20	Jul-20	Aug-20	Sep-20	Oct-20	Nov-20	Dec-20	Jan-21	Feb-21	Mar-21
Absconding	11	0	1	8	4	5	7	3	3	1	5	2	5



Absconding:

Absconding continues to fall within normal ranges for Bridgend Locality.

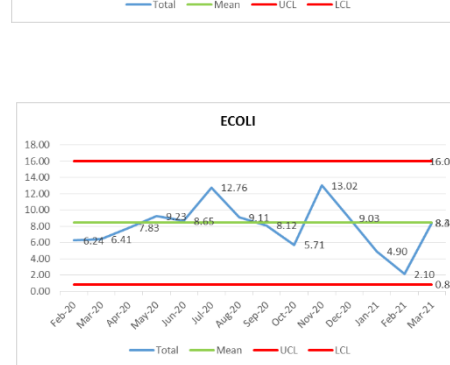
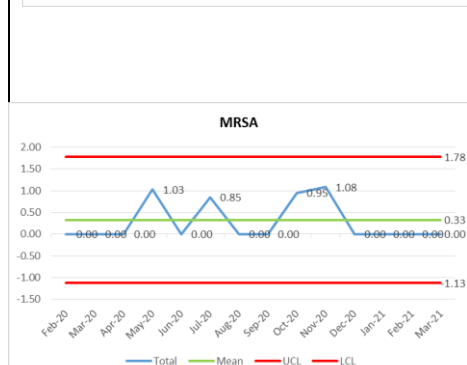
Infection Control	Feb-20	Mar-20	Apr-20	May-20	Jun-20	Jul-20	Aug-20	Sep-20	Oct-20	Nov-20	Dec-20	Jan-21	Feb-21	Mar-21
Cdiff /1000 admiss	0.00	1.60	3.92	3.08	4.81	4.25	2.48	4.06	4.76	0.00	0.00	0.98	0.00	3.15
MRSA/1000 admiss	0.00	0.00	0.00	1.03	0.00	0.85	0.00	0.00	0.95	1.08	0.00	0.00	0.00	0.00
MSSA/1000 admiss	2.84	3.20	2.61	5.13	0.96	1.70	4.14	1.62	4.76	3.25	3.61	1.96	2.10	4.20
Ecoli/1000 admiss	6.24	6.41	7.83	9.23	8.65	12.76	9.11	8.12	5.71	13.02	9.03	4.90	2.10	8.89



Infection Control:

The decrease in infection rates is within normal variation but is associated with the enhanced infection control and prevention measures that have been implemented during the second pandemic wave.

The Head of Nursing for Acute Services is taking a lead on Infection Control across the ILG. Weekly review of infection control is undertaken in the ILG and engagement with primary care and the wider team is developing to address prescribing practices.



Further data cleansing is required before the ILG can reliably confirm that the data includes all data from Clinical Service Groups. This work is in progress across the Health Board and being informed by datix Once For Wales development.